

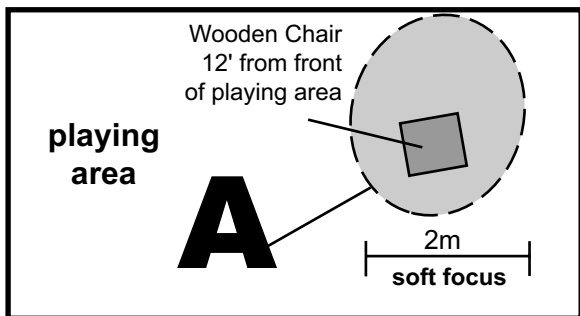


UNDER MILK WOOD - Technical Specifications - (updated 10/05/07)

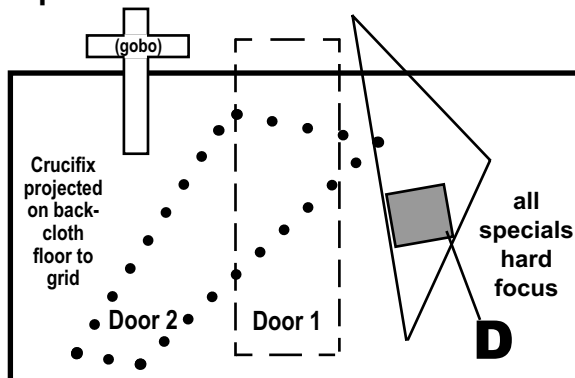
Please note: **UNLESS ARRANGED OTHERWISE**

This production requires 1 in-house lighting technician for fit-up and running of show
 Company will bring one stage manager who will run the sound effects

State A: 2m wide pool from front (approx. 35° from vertical) profile - soft focused

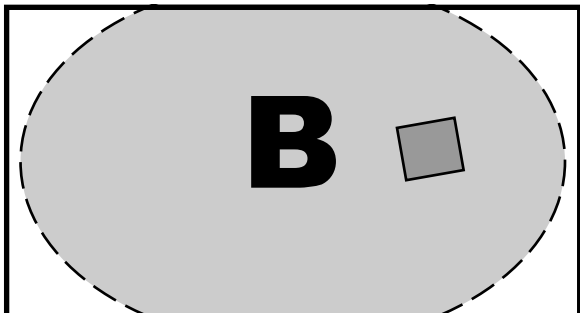


Specials: 4 x Profiles with shutters



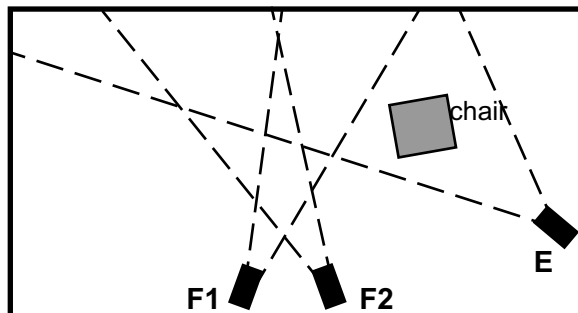
crucifix gobo on blacks or back wall

State B: Middle State: Open white from front, sides top and back light (@40%) for texture

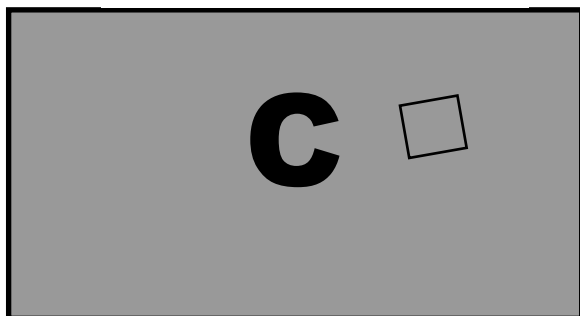


States E, F1 & F2: (separate channels)

3 fresnel footlights with barn doors set directly on stage floor on their brackets (clamps removed).



State C: General Cover: Open white from front, sides & top and back (back-lights @40%)



Lighting should be hung and focused IN ADVANCE. Fine focusing can be completed upon arrival of artiste and will take approx. 90 minutes. Gobos can be provided for Crucifix & D (NB: No holders)

Programming will consist of 10 states A, B, C, D, E, F1, F2, Doors 1 & 2 and Crucifix and combinations of these in 78 cues. All timings will be pre-programmed where possible. Prerecorded discs for Strand, ETC, Zero 88 & Compulite are available. (Programming 1 hr.)

Running the show involves following the script with explicitly numbered and described light cues. Script provided on day. Rehearsal time with technician 1 hour.

Sound effects are pre-mixed on 2 Minidisks and a CD. (The company can provide 1 Sony Autopause MD player with phono to monojack leads.) WE WILL REQUIRE ONE MORE AUTOPAUSEABLE MD PLAYER - Please advise. GOOD STEREO equipment & desk are required. The show also benefits from vocal echo effects. Please advise if you have a lapel mic and effects unit available for our use.

The Set consists of a wooden chair. (If driving, company will bring. If flying, Venue to supply (see image on website) Clean black tabs and backprop required If the stage is very scuffed, please repaint or lay dance floor.

Special notes: From experience, it is best to set the A spot first which should be focused to encompass a 2m tall man standing on a chair (about 35° from vertical). The B state should light an area to within 1m of the edge of the playing space so as to create a pool of light effect (OK to spill onto backcloth). The general cover is self-explanatory. The Crucifix should be projected floor to grid onto the backcloth. (If the proscenium prevents this, a wide angle profile spot with gobo holder will work from stage level.) Door 1 and Door 2 require profile spots with shutters.

Guy Masterson will require a clean dressing room with ironing & tea making facilities. Please provide sandwiches for 2 persons (Ham, cheese, pickle, chicken are fine) and biscuits for 4pm. Please ensure the shower (if available) is clean and a towel is available.

NB: LIGHTING SHOULD BE PREPARED IN ADVANCE - max programming/rehearsal time should be 3 hours
Any queries please contact TTI on the above numbers.

Lighting Cue Sheets - UNDER MILK WOOD

LIGHTING PROGRAMMING SHEET FOR UNDER MILK WOOD - revised 06/10/03

All states should be programmed at 100% unless otherwise indicated (eg 3 @ 65%)

Added lights are indicated by a + sign (ie 50% +)

Timings in seconds

A is always part of B

B is always part of C

Cue #	A	B	C	D	E	F1	F2	Door 1	Door 2	Crucifix	B/O	HL	Wait	Follow	Cue #
Subs	Sub 1	Sub 2	Sub 3	Sub 4	Sub 5	Sub 6	Sub 7	Sub 8	Sub 9	Sub 10					Subs
1	5 @ 50% +											5 @ 50%			1
2											15		44	01:14	2
3	12 @ 50%													25	3
4	180														4
5							3								5
6						3									6
7							3								7
8											0				8
9	0 +									0					9
10											0			4	10
11							4								11
12						3									12
13							0								13
14						3									14
15							3								15
16						3									16
17	2														17
18							2 +			2					18
19						3									19
20	3 @ 60%														20
21											0			2	21
21a						2 @ 50%+	50%							01:20	21a
21b						PLUS EFFECT FLASHES F1 & F2					2			3	21b
22	7+	7 @ 30%													22
23	4+	4 @ 30%							4	4					23
24	5	5 @ 30%													24
25		180													25

Lighting Cue Sheets - UNDER MILK WOOD

Cue #	A	B	C	D	E	F1	F2	Door 1	Door 2	Crucifix	B/O	HL	Wait	Follow	Cue #
Subs	Sub 1	Sub 2	Sub 3	Sub 4	Sub 5	Sub 6	Sub 7	Sub 8	Sub 9	Sub 10					Subs
26	10														26
27		3													27
28	4														28
29		3													29
30		3 @ 50% +						3							30
31		3													31
32			180												32
33			3 @ 50% +					3							33
34			3												34
34.a											0			7	34.a
34.b	5 @ 50% +											5			34.b
34.c											8			17	34.c
34.d			0												34.d
35		20 @ 50%													35
36			0												36
37		15													37
38			0												38
39			3 @ 50%												39
40			3												40
41			3 @ 50% +					3							41
42			3												42
43			3 @ 50%												43
44			3												44
45		90													45
46		3 @ 50% +						3							46
47		4													47
48		3 @ 50% +						3							48
49		4													49
50					10										50

Lighting Cue Sheets - UNDER MILK WOOD

Cue #	A	B	C	D	E	F1	F2	Door 1	Door 2	Crucifix	B/O	HL	Wait	Follow	Cue #
Subs	Sub 1	Sub 2	Sub 3	Sub 4	Sub 5	Sub 6	Sub 7	Sub 8	Sub 9	Sub 10					Subs
51	0														51
52				5											52
53		2													53
54		3 @ 65%													54
55		3													55
56					0										56
57		2													57
58	25														58
59		3													59
60		4 @ 65% +							4	4					60
61		3 +								3					61
62		4													62
63	120 @ F	120 @ 40%													63
64	F	40% +							4	4					64
65	F	40%													65
66	F	40% +						3							66
67	7														67
68						4									68
69							4 +			4					69
70						3									70
71							3								71
72	15 @ 50%														72
73											7			10	73
74		4													74
75											3			4	75
76		4													76
77	5 @ 50% +											5			75